

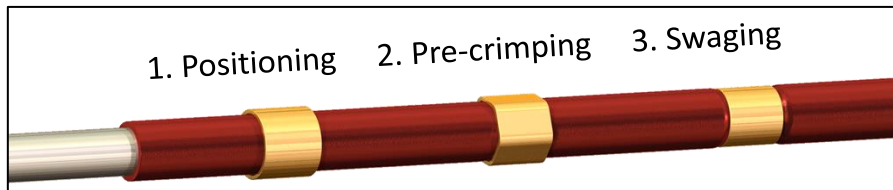
# Model PX2

Automatic Marker Band Loader, Positioner & Pre-Crimper

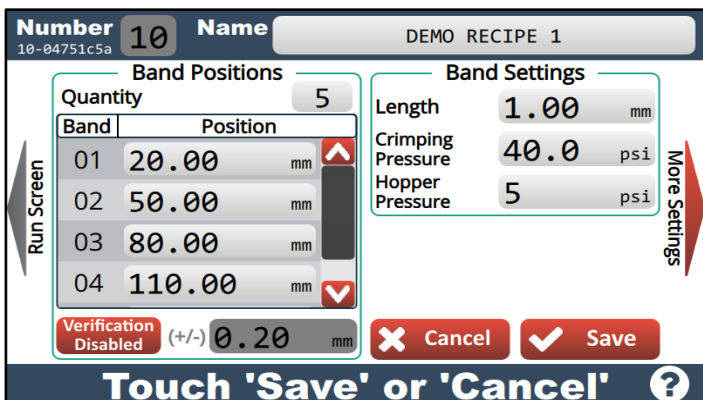


Shown with Optional Tray Loader

The **Blockwise Model PX2 Automatic Marker Band Loader, Positioner & Pre-crimper** is a tabletop machine that automatically loads marker bands onto a catheter inner member or other tube, positions the bands according to a recipe, and pre-crimps the bands in place prior to swaging. Pre-crimping prevents bands from moving out of position during the following swaging step. Urethane rollers hold and move the catheter rapidly to reduce cycle time. The PX2 provides very accurate results.




The touchscreen HMI provides an easy and intuitive control of the process. Parameters are entered and saved as recipes. Feed speed, number of bands and positions, roller holding pressure, and pre-crimping pressure, are all adjustable. A recipe can be set up by a novice in just a few minutes.



Refined Touch Screen Interface

**Marker Band Loading Module** each marker band size requires a module custom designed for specific band dimensions. Marker bands are stored in a hopper prior to being automatically loaded onto catheters. An entry funnel guides the catheter into the marker band during band loading.



**Position Verification** the catheter is scanned after bands are positioned. The measured band positions are compared to position setpoints in the recipe. If a band's position is larger than the tolerance, or a band is missing, then an error occurs, and that catheter is dispositioned depending on selected mode.

**Learning Mode** teaches the machine fine adjustments to achieve correct band positions by learning a positioning offset and a position verification offset for each band. These offsets will vary depending on product characteristics, they are learned for each recipe and saved as part of the recipe.

**Tray Loader** (optional) automatically and continuously processes products without operator intervention, significantly increasing productivity. Products are pre-loaded into a slotted tray by the operator, each tray holding up to 20 catheters. Trays of unprocessed product can be replaced into the Tray Loader while other trays are continuously processed without stopping the machine. After bands are positioned and pre-crimped, the trays can be directly moved to a Swager with compatible Tray Loader.

**Barcode Scanning** (optional) enables using a barcode scanner for recipe selection. A barcode is assigned to a product and associated with a recipe. When a barcode is scanned, the recipe for that product is automatically selected ensuring that the correct recipe is selected for the product.

### Specifications

Diameter Range	0.5 mm – 3.05 mm (0.020" – 0.120") Each marker band size requires a custom module
Crimper Material	Hardened Stainless Steel
Sequence Control	100 recipes can be stored
Recipe Backup	Recipes can be exported to USB flash drive
User Access Levels	Operator, Calibration, Engineer and Admin.
Electrical Connection	120/240 VAC, 50-60Hz, 2 A
Pneumatic Connection	6.9 - 8.3 bar (100 - 120 psi) clean, dry, compressed air
Machine Dimensions	56 cm wide x 30 cm deep